



EPT20-18EA/ET

Electric Pallet Truck 1.8t


- **Delivery Truck:** The Last Mile Solution Truck
Customised for Half Pallet Handling, Dock Tail Trailer
- **Applicable Industry:** Mailing, Beverage, Food, Retail, Convenient Stores, etc.

Electric Pallet Truck 1.8t EPT20-18EA/ET

Distinguishing mark				
1.1	Manufacturer		EP	EP
1.2	Model designation		EPT20-18EA	EPT20-18ET
1.3	Drive unit		Electric	Electric
1.4	Type of operation		pedestrian	pedestrian
1.5	Rated capacity	Q	kg	1800
1.6	Load center distance	c	mm	600
1.7	Load distance	x	mm	945
1.9	Wheelbase	y	mm	1270
Weight				
2.1	Service weight (include battery)		kg	285
2.2	Axle loading, laden driving side/loading side		kg	770/1315
2.3	Axle loading, unladen driving side/loading side		kg	230/55
Types,Chassis				
3.1	Tyre type driving wheels/loading wheels			polyurethane/ polyurethane
3.2	Tyre size, driving wheels (diameter×width)		mm	Φ230x75
3.3	Tyre size, loading wheels (diameter×width)		mm	Φ74x88 / Φ80x60
3.4	Tyre size, caster wheels (diameter×width)		mm	Φ85x48
3.5	Wheels, number driving , caster/loading (x=drive wheels)		mm	1x+2/2 / 1x+2/4
3.6	Track width, front,driving side	b ₁₀	mm	435
3.7	Track width,rear,loading side	b ₁₁	mm	390/495/535
Dimensions				
4.4	Lift height	h ₃	mm	115
4.9	Height drawbar in driving position min./max.	h ₁₄	mm	715 / 1200
4.15	Lowered height	h ₁₃	mm	85
4.19	Overall length	l ₁	mm	1625
4.20	Length to face of forks	l ₂	mm	475
4.21	Overall width	b ₁ / b ₂	mm	645
4.22	Fork dimensions	s/ e/ l	mm	50x150x1150
4.25	Distance between fork-arms	b ₅	mm	540/645/685
4.32	Ground clearance, center of wheelbase	m ₂	mm	35
4.34.1	Aisle width for pallets 1000 × 1200 crossways	Ast	mm	1720
4.34.2	Aisle width for pallets 800 × 1200 lengthways	Ast	mm	1920
4.35	Turning radius	Wa	mm	1465
Performance data				
5.1	Travel speed, laden/ unladen	km/ h	km/h	5,5/6
5.2	Lifting speed, laden/ unladen		m/ s	0.051/ 0.060
5.3	Lowering speed, laden/ unladen		m/ s	0.032/ 0.039
5.8	Max. gradeability, laden/unladen			6/16
5.10	Service brake type			Electromagnetic
Electric-engine				
6.1	Drive motor rating S2 60 min		kW	1.1
6.2	Lift motor rating at S3 15%		kW	0.84
6.3	The maximum allowed size battery		mm	269x182x300
6.4	Battery voltage/nominal capacity K20			2x 12/85
6.5	Battery weight		kg	25 x2
Addition data				
8.1	Type of drive control			AC
10.5	Steering type			Mechanical
10.7	Sound pressure level at the driver's ear			74

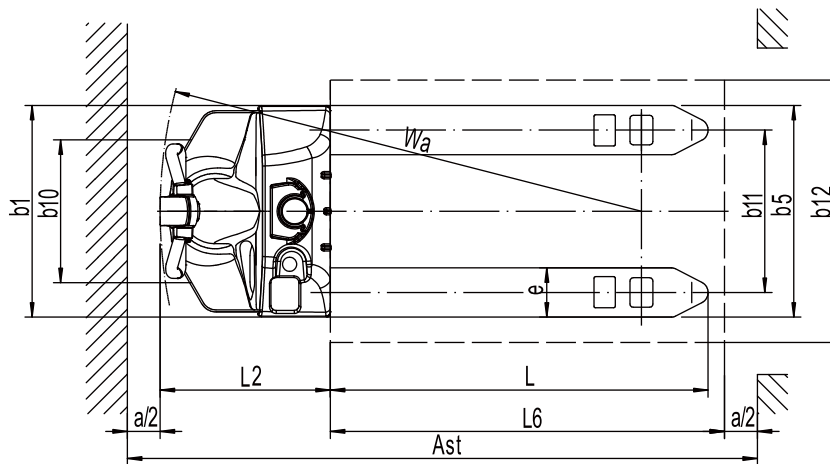
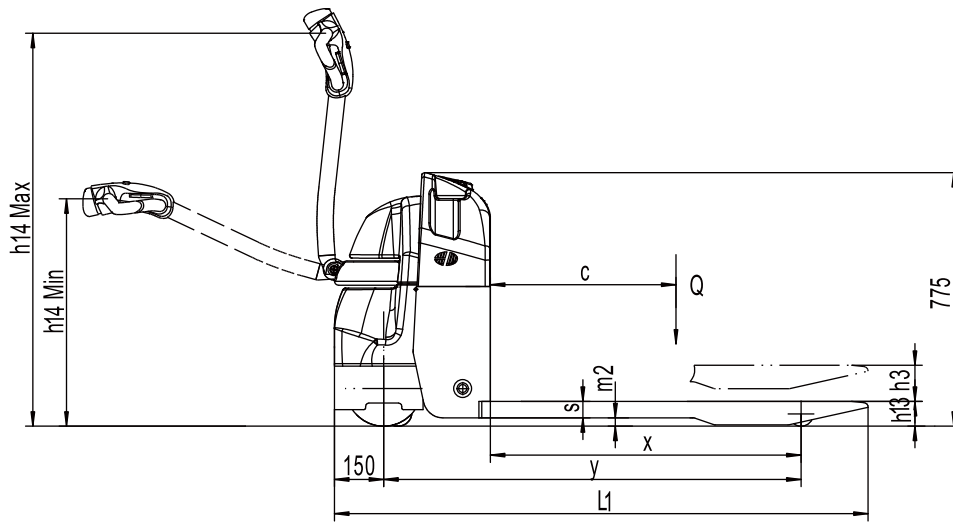
- 1.The parameters in the table are of the standard model. For more information, please contact us.
- 2.The parameters are subject to change without notice.

Solution Packages:





- World' s 1st Half Pallet Truck
- High Traction, Indoor and Outdoor Perfect Handling
- Long Battery Running Time, Larger Battery Installment Option, Full day Job Handling
- Small Turning Radius, Excellent Maneuverability Inside Trailer
- On-board Charger, Easy to Charge
- Customized Solution Available



Option

Options	EPT20-18EA
Fork length	●850/915/1000/1070/1220/1300/1450mm
Fork lowered height	●78mm
Driving wheel	●Rubber
Balance wheel	●
high capacity battery	●60AH/85AH/120AH
Cold storage	●
battery indicator with hour meter	●
water auto-filling system	●
Special backrest	●1220mm (48in)/1520mm (60in)